



Rev It Up!

1789 County Route 50
 Arkport, New York 14807
 WWW.RJCARS.COM

(607) 324-8325

GREETINGS FROM THE PRESIDENT OF RJ CARS, INC.

INSIDE THIS ISSUE:

Hello and Happy New Year!

1969 Camaro Convertible	1
Super Bee/Charger R/T	2
License Plates	2
General Lee's Landing	3
Matt's '70 Swinger	4

As you can see in this issue of Rev It Up! We have had a busy Holiday season wrapping up Chris Santomero's '69 Camaro RS/SS convertible project. The results are clear that everyone loves this car as soon as they see it. Check it out and let us know what you think of it. My hat's off to my staff for doing a great job on this one!

Congratulations to CJ and Jen-nise on the arrival of their son, Devon John (DJ) on February 1st! We'll surely see little DJ hangin' out with Dad at the car shows and drag races in the years to come.

It seems like just yesterday



when my son Matt was tagging along with me to all of the car shows and motorsports events around the area as a toddler. I hope CJ's son grows to love classic cars and drag racing as much as his Dad does!

Before you know it, it will be

time to shake the dust out of the car covers and hit the streets with your favorite classic car. Meanwhile..... "Honey, will you stoke the wood stove?!!

Russell

1969 CAMARO RS/SS CONVERTIBLE



Chris's Camaro as it arrives at RJ CARS in late December 2006. Let the fun begin!

After CJ pulled the Camaro out of the trailer and onto the pavement for a quick big block Chevy burn-out, we proceeded to do a complete tear down. Chris opted for a new Dynacorn body, as the original body had been really worked

over one too many times already. Chris chose to go back to the original color scheme on his '69 Camaro, Lemans blue with white interior. His car started life as a SS- 350 with an automatic transmission. Now we have




Ready for delivery January 2008





CHARGERS R/T

Jeff's Super Bee engine with March Pulley set up, billet power steering pump and serpentine style belts



Custom aluminum radiator and fan shroud



RT- We wish there were more to report on this project, but we are at a stand still waiting for sheet metal for the back 1/2 of the car. In the meanwhile we are working on some of the sub-assemblies including the front k-frame and suspension pictured here.



We installed polyurethane suspension components and had the steering box rebuilt. We are also converting the front brakes to power discs.

License Plate Update

Thanks to our devoted customers and friends our license plate wall is filling quickly!



There are a few plates we are still looking for:

- | | |
|----------------|---------------|
| Connecticut | Indiana |
| Louisiana | Maine |
| Maryland | Massachusetts |
| Minnesota | Mississippi |
| New Hampshire | New Jersey |
| North Dakota | Rhode Island |
| South Carolina | Utah |
| Vermont | Virginia |

West Virginia

Thanks, again! Stop by soon to see our collection of plates and projects!

Step up Mike B.!

1969 CAMARO (CONTINUED)



the complete RS/SS package; modified 427 Big Block Engine, Tremec 5-Speed transmission, brand new 12 Bolt Rear-end with Strange Axles, Detroit Tru Trac Differential with 3.73 gears. All suspension, brakes and steering were rebuilt and upgraded. We also added a set of Hotchkiss frame connectors and a Classic AutoAir A/C system so Chris and the family can keep cool with the top up or down. The interior has a tilt column, rose wood steering wheel and woodgrain dash, console mounted gauges, deluxe interior package with houndstooth inserts on the seats. Pete Hoffman installed the seat covers and Ron Halbritter installed the white convertible top. Spe-

cial Thanks to Mike Mastin, Rick's First Generation and Camaro Specialties for helping out with this challenging restoration project. Nice job picking out all the right options Chris! Enjoy your new ride!



427 engine-now around 460 cu.in., on the dyno. 545 hp & 545 ft.lbs. of torque- Hang on tight!




Let the assembly begin!



Body by Dynacorn



All it needs is a nice set of winter re-caps and it's good to go!!



Landscaping Project

Hey guys, we thought you might like this one - the General has landed here at RJ Cars! Our latest landscaping project is getting a lot of attention. Everyone seems to get a kick out of this, so we'll probably keep it around for a while.


Russell Jacobs
Arkport, NY

Whoa! This is the most outrageous use of an old Mopar for landscaping that we've ever seen - well done Russell! Before everybody out there gets all excited because these guys stuck a Charger into a decorative dirt pile, fear not. RJ Cars does some serious restorations and customs up there in Arkport, and recently they went to work on a '69 Charger R/T and needed some parts. They've done several Chargers in recent years, so the guys had a '68 Charger parts car lying around that had finally given up all the decent pieces it had left. Rather than scrap the rusted remains of the '68, Russell and the boys gave the back half

a General Lee paint job over a lot of body filler and fiberglass, then stuffed the shell into the dirt out in front of their building. Capping things off is a "Road Closed" sign, as if the would-be General just had a bit of post-jump bad luck. An especially nice touch, we thought, are the plants growing up through the Charger's trunk. As the plants continue to mature, this display is only gonna' get more impressive looking.

Congrats on coming up with something extremely different and interesting Russell, maybe this will set a

trend in motion for other shops which find themselves left with parts cars ready for the crusher. And hey, this is environmentally friendly - who ever thought a Charger could become part of a decorative compost pile? Most surprising of all, however, is that it took a shop in New York to come up with this idea! mcg.



A special "Thanks" needs to go to Mark Gemmill and his crew at Maple Hill Farm Landscaping. They helped to complete this landscaping project just in time for our 2007 Annual Open House event. Thanks Mark - Keep up the great work!



1789 County Route 50
Arkport, New York 14807

We're on the Web!

www.rjcars.com

Quality Automotive Repair & Restoration Services



Restorations and More!

We also give you the same high quality service for:

- | | |
|----------------------------|------------------------------|
| Collision Repairs | Interior/Exterior Detailing |
| Oil/Fluid changes | Stainless/Aluminum Polishing |
| Windshield Replacement | Specialty Painting |
| Sandblasting/Glass Beading | Autobody Lead Repairs |

Phone:
607-324-8325
Fax:
775-860-5203

Hours: **8:30am-5:30pm**
Monday –Friday
Saturday By Appointment

Email: jacobs@rjcars.com

Into the Swing(er) of Things

More updates on Matt's 1970 Dodge Dart Swinger:



340 engine is taking shape. Block is all machined and prepped for assembly including having the lifter bores bronze walled.



High domes were cut down on the pistons to get the compression ratio back to a streetable level. Edelbrock aluminum heads and intake will top off the fresh 340 and help it run strong.

Check out Matt's journey to restore his Dad's 1970 Dart Swinger by visiting his blog,
<http://blog.rjcars.com>.

Join in the discussion to share your ideas or suggestions for the car!

Wanted:

RJ CARS client in search of a project car. MUST be a 1970 Superbird, (original)B5 blue color, 4 speed, Hemi or 6 pack car. Numbers matching helpful, no trailer queens, they want us to do the restoration. Contact Russell or Cindy

Help Wanted

RJ CARS, INC. is looking for a well qualified

Restoration Technician

Must have experience in vehicle body work/ paint prep. We require attention to detail and participation as a team. Professional shop with opportunity to develop your technical skills.

Send resume to email: jacobs@rjcars.com or 1789 County Route 50, Arkport, NY 14807

For Sale

1972 Plymouth Duster project car, solid body, has 8 -3/4 rear end, optionally available 340 engine and 4-speed parts.

Call John at 607-382-8964